Modello Model Modèle Typ	Cilindri Cylinders Cylindres Zylinder	Alesaggio Bore Alésage Bohrung	Corsa Stroke Course Hub	Cilindrata Swept volume Cylindrée Hubvolumen	Vol. Spost. Displacement Volume bal. Fördervolumen		Aspirazione Suction line Aspiration Saugventil		Scarico Discharge line Refoulement Druckventil		Carica olio Oil charge Charge huile Ölfüllung	Peso Weight Poids Gewicht	giri/1' r.p.m. tr / mn u.p.m.	
					@ 1450	@ 3500	SL		DL					
		[mm]	[mm]	[cm³]	[m³/h]		[mm]	[inch]	[mm]	[inch]	[kg]	[kg]	min	max
0T-4.5	2	38	20	45	3,95	4,76*	12s	1/2''	10s	3/8''	0,4	6	500	1750
0T-5.3	2	41	20	53	4,65	5,60*	12s	1/2''	10s	3/8''	0,4	6	500	1750
4D-49	4	59	45	492	42,8	103,3	35s	1 3/8''	28s	1 1/8''	2,1	33	500	3500
4D-56	4	63	45	561	48,8	117,8	35s	1 3/8''	28s	1 1/8''	2,1	33	500	3500
4D-65	4	68	45	654	56,9	137,3	35s	1 3/8''	28s	1 1/8''	2,1	33	500	3500
4D-73	4	72	45	733	63,8	153,9	35s	1 3/8''	28s	1 1/8''	2,1	33	500	3500

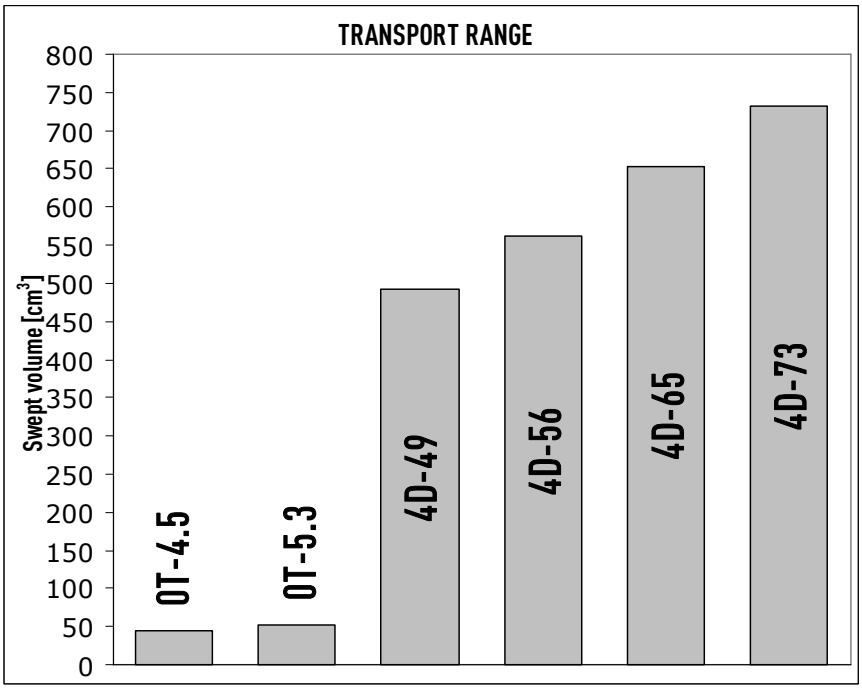

FW Volano Flywheel Volant Schwungrad	CH Resistenza carter Crankcase heater Résistance carter Olsumpfheizung	CR Regolazione di potenza Capacity control Régulateur de puissance Leistungsregler
	MG Puleggia eletromagnetica Magnetic clutch Embrayage électromagnétique Magnetkupplungen	

Modello - Model Modèle - Typ	FW	CH	CR	MG
0T-4.5	B	-	-	-
0T-5.3	B	-	-	-
4D-49	B	B	B	B
4D-56	B	B	B	B
4D-65	B	B	B	B
4D-73	B	B	B	B

B Accessori su richiesta / Optional accessories / Accessoires sur demande / Zubehörteile auf Wunsch

***** Vol. spostato @1750 / Displacement @1750 / Volume bal. @1750 / Fordervolumen @1750

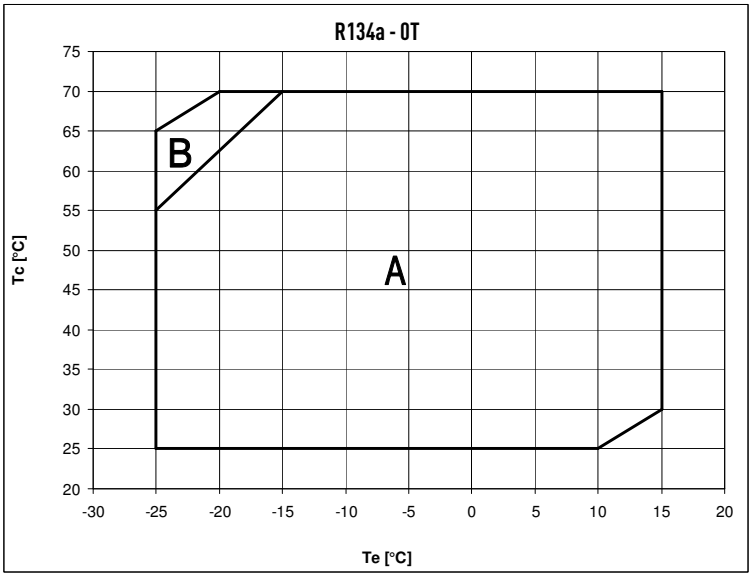

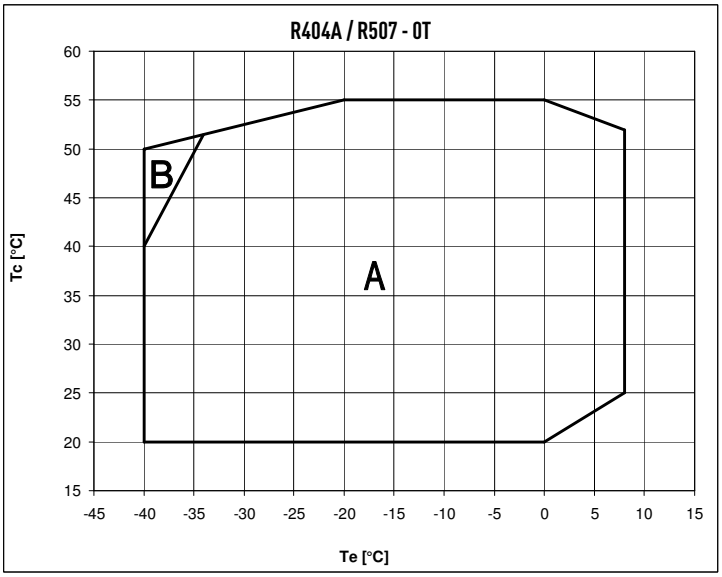

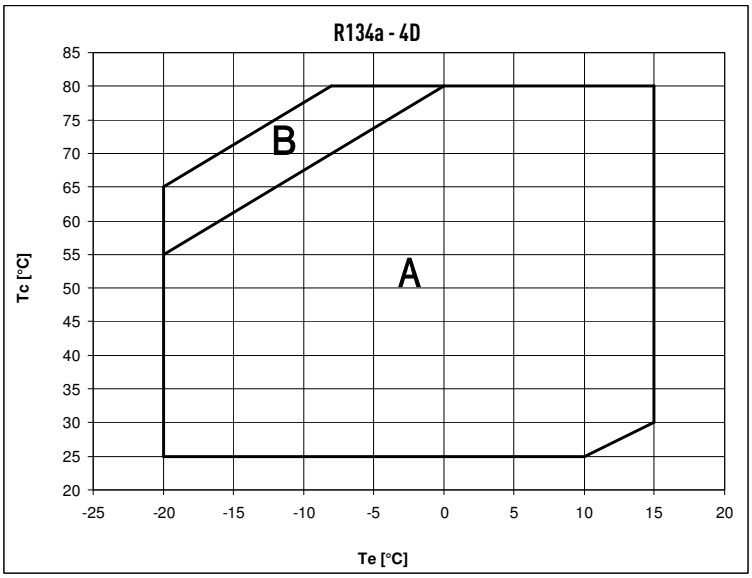

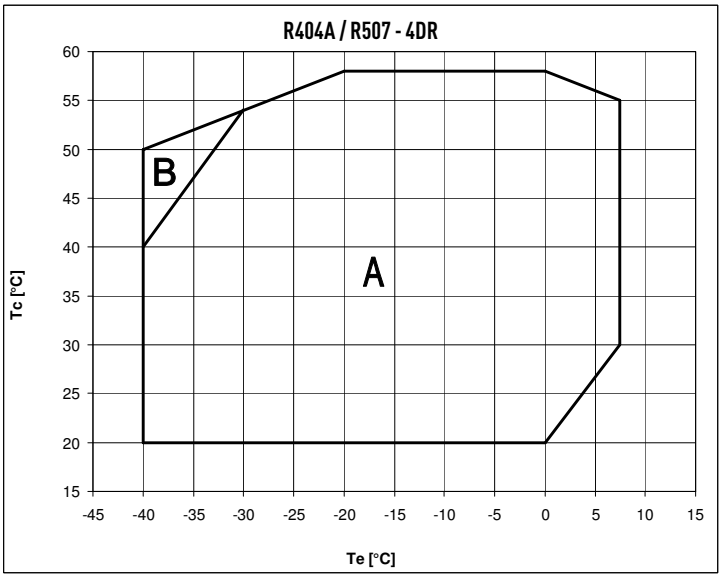

A Applicazione standard
B Max surriscaldamento 20K

A Normal operation
B Max superheating 20K

A Application standard
B Max surchauffe 20K

A Standard Einsatz
B Sauggasüberhitzung 20K max

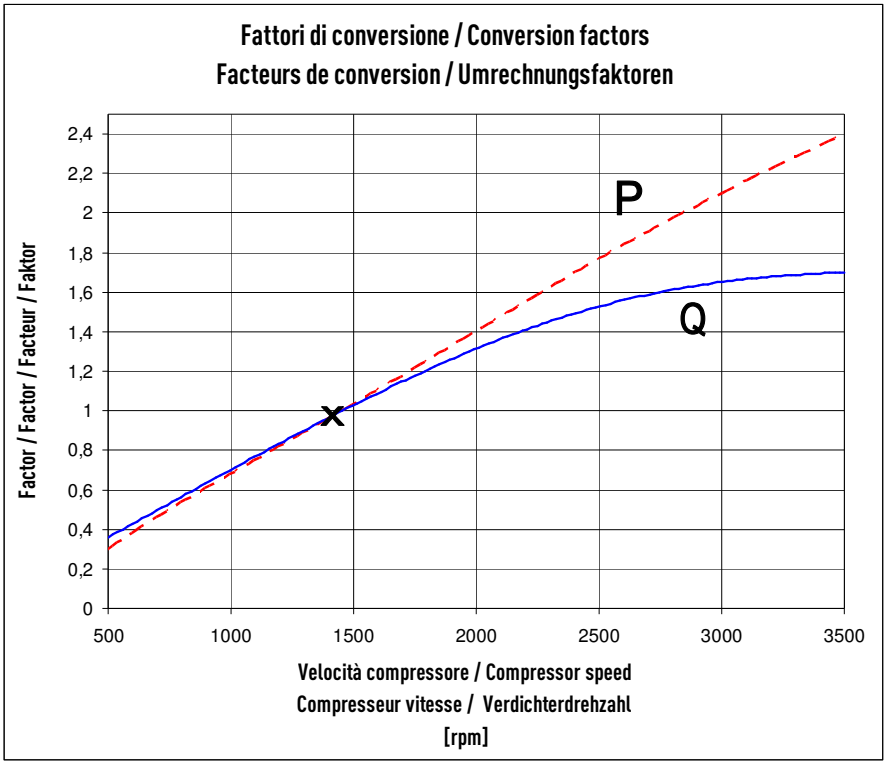

OFFICINE MARIO DORIN SINCE 1918 DORIN INNOVATION

Serie Range Serie Serie	Modello Model Modèle Typ	Temp. Cond. Cond. Temp. Temp. Cond. Kond. Temp.		Q [W]	Capacità frigorifera Refrigerating capacity Puissance frigorifique Kälteleistung			P [kW]	Potenza all'asse Shaft power Puissance à l'arbre Wellenleistung		
				R134a							
		[°C]		+15	+10	+5	0	-5	-10	-15	-20
0T	0T-4.3	45	Q	3420	2859	2367	1939	1570	1254	986	760
			P	0.62	0.60	0.57	0.54	0.50	0.46	0.42	0.38
		55	Q	2998	2494	2055	1675	1348	1070	836	639
			P	0.71	0.68	0.64	0.60	0.55	0.50	0.46	0.41
	0T-5.3	45	Q	4030	3370	2790	2290	1850	1480	1170	900
			P	0.73	0.71	0.67	0.63	0.59	0.55	0.50	0.45
		55	Q	3540	2940	2430	1980	1590	1270	985	755
			P	0.84	0.80	0.75	0.70	0.65	0.59	0.54	0.48
4D	4D-49	45	Q		28580	22990	18120	13920	10340	7320	4810
			P		6,24	5,80	5,30	4,74	4,15	3,53	2,90
		55	Q		23630	18760	14530	10880	7760	5110	
			P		6,68	6,09	5,44	4,76	4,06	3,35	
	4D-56	45	Q	39760	32520	26150	20610	15840	11770	8330	5480
			P	7,75	7,13	6,50	5,87	5,25	4,65	4,07	3,53
		55	Q	33190	26880	21340	16530	12380	8830	5820	
			P	8,66	7,73	6,84	5,99	5,19	4,45	3,77	
	4D-65	45	Q		37880	30480	24030	18470	13720	9710	6370
			P		8,34	7,64	6,91	6,17	5,44	4,74	4,08
		55	Q		31350	24880	19270	14420	10270	6750	3790
			P		9,02	8,02	7,04	6,09	5,2	4,39	3,68
	4D-73	45	Q	51500	42120	33890	26720	20540	15250	10790	7070
			P	10,21	9,42	8,60	7,77	6,94	6,13	5,35	4,62
		55	Q	43060	34850	27670	21420	16030	11420	7510	4220
			P	11,4	10,21	9,05	7,93	6,86	5,87	4,98	4,18

Serie Range Serie Serie	Modello Model Modèle Typ	Temp. Cond. Cond. Temp. Temp. Cond. Kond. Temp.		Q [W]	Capacità frigorifera Refrigerating capacity Puissance frigorifique Kälteleistung			P [kW]	Potenza all'asse Shaft power Puissance à l'arbre Wellenleistung		
				R404A							
		[°C]		0	-5	-10	-15	-20	-25	-30	-35
0T	0T-4.5	35	Q	3555	2970	2458	2013	1629	1300	1020	784
			P	0.87	0.83	0.79	0.73	0.67	0.61	0.55	0.49
		45	Q	3040	2531	2087	1702	1370	1086	842	634
			P	0.98	0.92	0.86	0.80	0.73	0.67	0.60	0.54
	0T-5.3	35	Q	4190	3500	2900	2380	1920	1540	1210	925
			P	1.03	0.98	0.93	0.86	0.79	0.72	0.65	0.58
		45	Q	3590	2990	2460	2010	1620	1280	995	750
			P	1.15	1,09	1.02	0.94	0.86	0.79	0.71	0.64
4DR	4DR-49	35	Q	38090	31590	25890	20940	16660	13000	9890	7260
			P	8,93	8,58	8,07	7,43	6,68	5,87	5,03	4,19
		45	Q	31780	26180	21280	17040	13380	10240	7560	5260
			P	10,08	9,43	8,66	7,78	6,85	5,88	4,92	4,00
	4DR-56	35	Q	43730	36270	29730	24040	19130	14930	11350	8330
			P	10,20	9,82	9,23	8,49	7,62	6,68	5,71	4,75
		45	Q	36500	30060	24440	19570	15360	11750	8670	6040
			P	11,51	10,77	9,87	8,86	7,78	6,67	5,58	4,55
	4DR-65	35	Q	51130	42400	34760	28110	22370	17460	13280	9750
			P	11,95	11,41	10,66	9,74	8,71	7,63	6,55	5,53
		45	Q	42690	35160	28580	22880	17960	13740	10130	7050
			P	13,47	12,47	11,33	10,10	8,83	7,58	6,41	5,37
	4DR-73	35	Q	57470	47660	39070	31600	25150	19620	14930	10960
			P	13,38	12,77	11,92	10,89	9,74	8,54	7,33	6,19
		45	Q	48000	39530	32140	25720	20190	15440	11390	7920
			P	15,07	13,96	12,68	11,30	9,89	8,50	7,19	6,03

TENTATIVE DATA

- Temperatura gas aspirato 20 °C
- Velocità compressore 1450 rpm
- Rese senza sottoraffreddamento del liquido
- Le prestazioni si basano sulla norma europea EN12900

- Suction gas temperature 20 °C
- Compressor speed 1450 rpm
- Capacity without liquid subcooling
- Performance data are based on European Standard EN12900

- Temperature du gas aspiré 20°C
- Vitesse de compresseur 1450 min^{-1}
- Puissances sans sous-refroidissemnent du liquid
- Les données de puissance se basent sur la norme européenne EN 12900

- Sauggastemperaturen 20°C
- Verdichter-Drehzahl 1450 min^{-1}
- Kälteleistungen ohne Flüssigkeitsunterkühlung
- Leistungswerte basieren auf der europäischen Norm EN 12900

Figura / Figure / Figure / Abbildung I

4D - standard

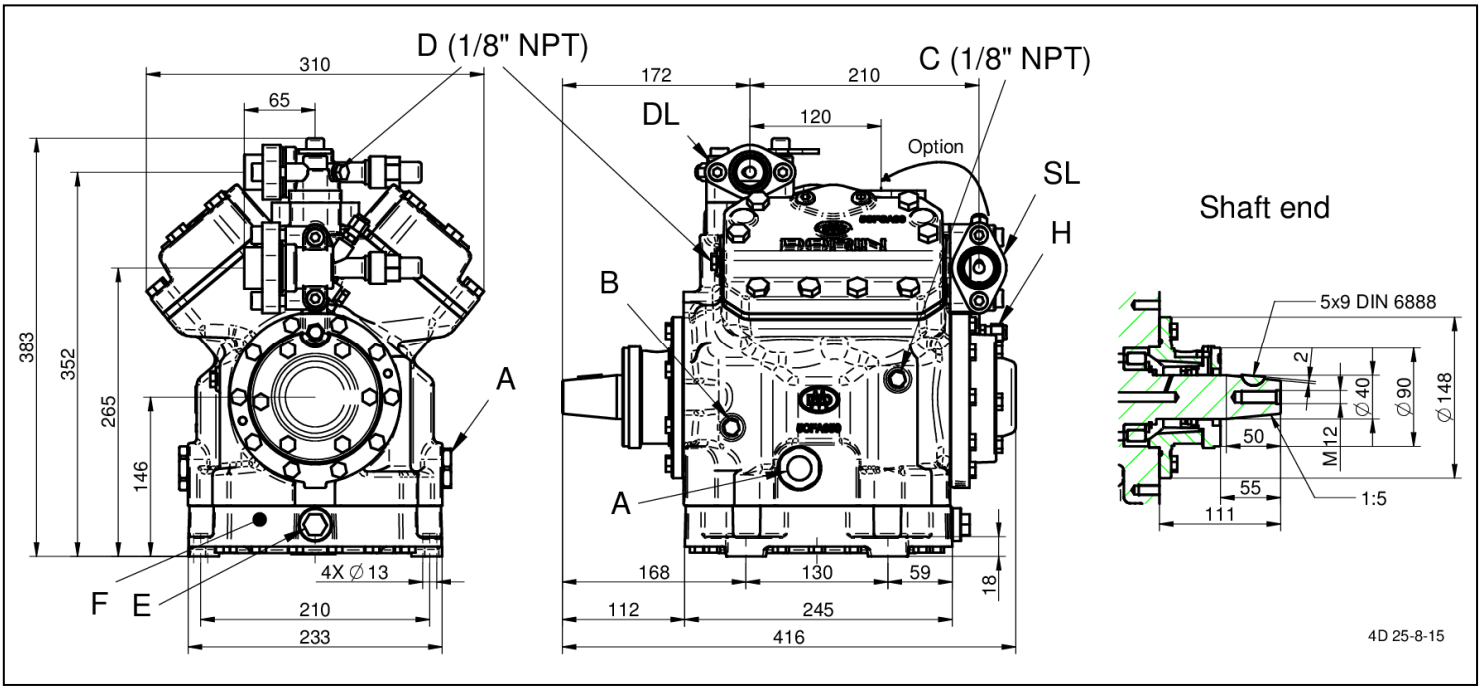

Figura / Figure / Figure / Abbildung II

4D - with CC

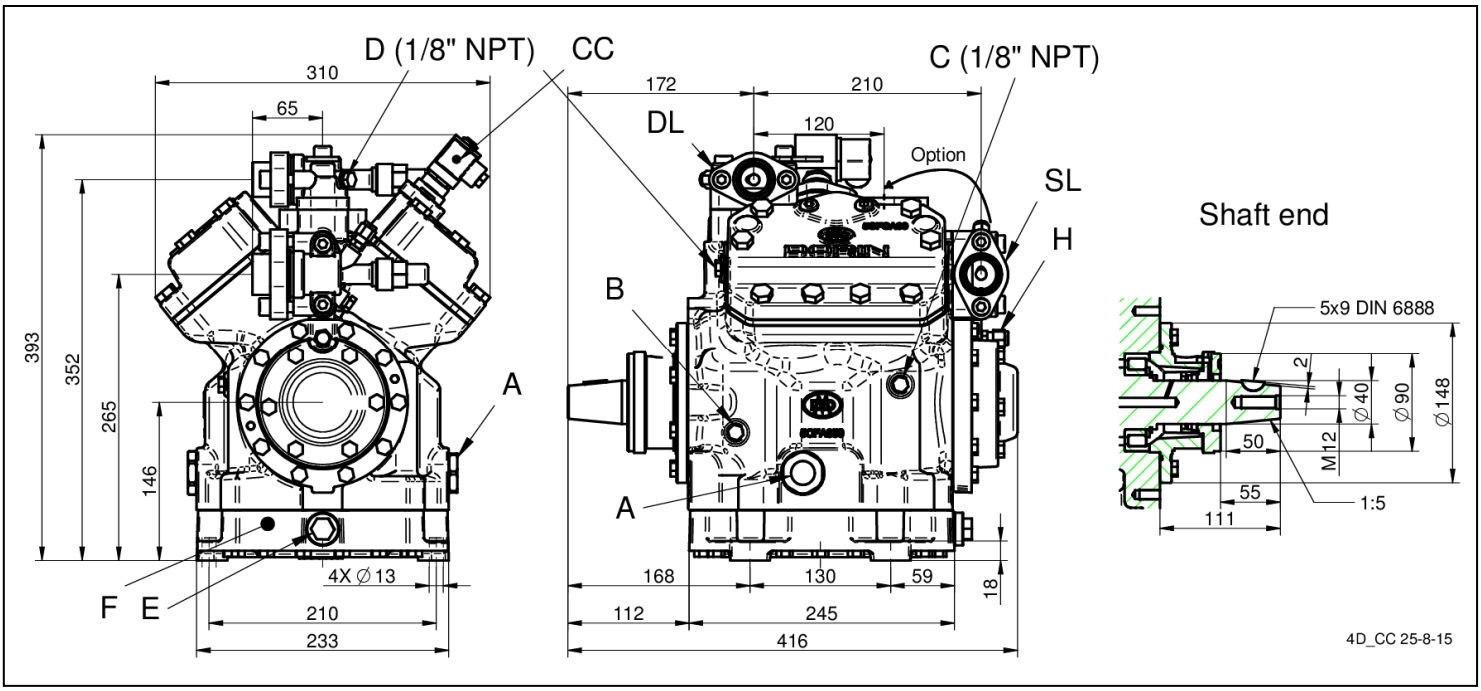

A - Spia Olio B - Tappo carica Olio C - Presa Bassa Pres. D - Presa Alta Pres. E - Tappo scarica olio F - Resistenza carter H – Presa alta press. pompa DL - Rubinetto Compressione SL - Rubinetto Aspirazione CC – Controllo di capacità	A - Oil sight B - Oil charge plug C - Low pressure tap D - High pressure tap E - Oil drain plug F - Crankcase heater H – Oil pressure tap DL - Discharge service valve SL - Suction service valve CC – Capacity control	A - Voyant d´huile B - Bouchon charge huile C - Prise basse pression D - Prise haute pression E - Bouchon vidange d´huile F - Resistance carter H – Prise pression huile DL - Vanne de refoulement SL - Vanne aspiration CC – Reduction de puissance	A - Ölschauglas B - Ölfüllstopfen C - Anschluss Niederdruck D - Anschluss Hochdruck E - Ölablaß F – Ölsumpfheizung H - Öldruckanschluss DL - Druckabsperrventil SL – Saugabsperrventil CC - Leistungsregelung

OFFICINE MARIO DORIN SINCE 1918
DORIN INNOVATION

Figura / Figure / Figure / Abbildung lll

0T

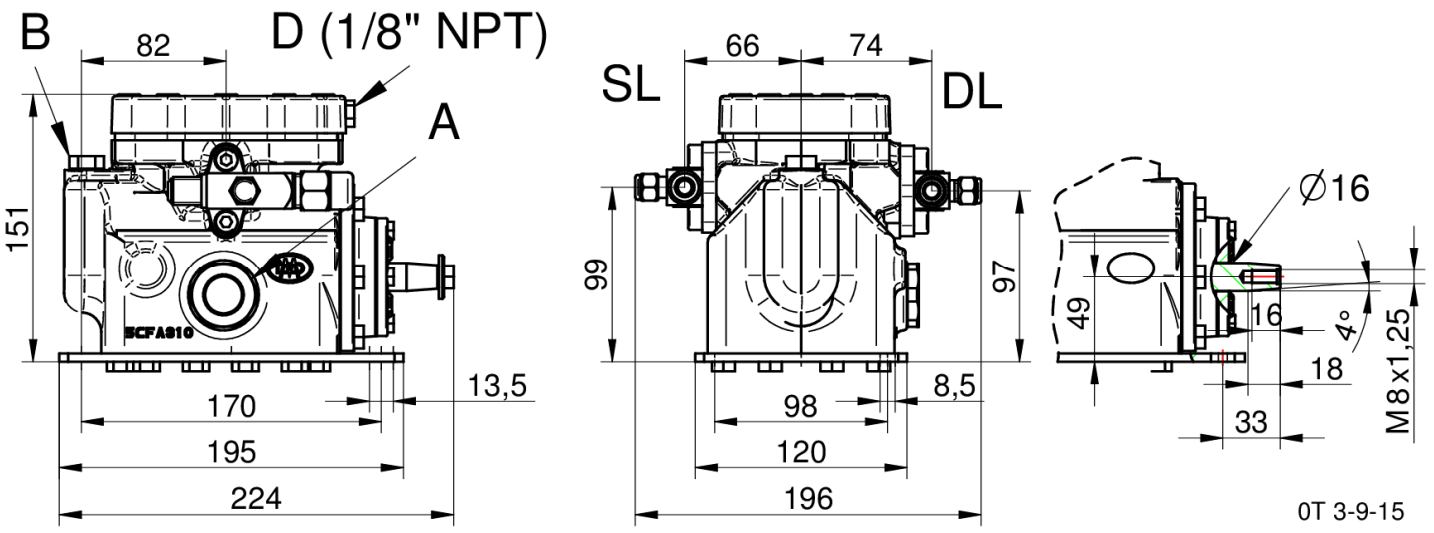

A - Spia Olio B - Tappo carica Olio D - Presa Alta Pres. DL - Rubinetto Compressione SL - Rubinetto Aspirazione	A - Oil sight B - Oil charge plug D - High pressure tap DL - Discharge service valve SL - Suction service valve	A - Voyant d´huile B - Bouchon charge huile D - Prise haute pression DL - Vanne de refoulement SL - Vanne aspiration	A - Ölschauglas B - Ölfüllstopfen D - Anschluss Hochdruck DL - Druckabsperrventil SL – Saugabsperrventil