

Condensing Unit Technical Data Sheet

Model CNLY90LAb_N
Voltage 220-240V 50Hz ~1
Refrigerant R290

APPLICATION

Application Low Back Pressure
 Refrigerant R290
 Evaporating Temp. -40,0 °C to -10,0 °C
 Expansion Capillar/Valve
 Comp. Cooling Fan cooled
 Max. ambient temp. 43,0 °C

COMPRESSOR

Displacement 9,09 cm³
 Diameter 24,29 mm
 Stroke 19,62 mm
 Oil type ISO VG 46 MINER
 Oil charge 400 cm³

MOTOR

Nominal Power 1/3 hp
 Voltage/Frequency 220-240V 50Hz
 Voltage range 187-255 V
 Type CSR
 Phase number 1 PH
 Locked Rotor Amps (LRA) 13,50 A
 Max. Cont. Current (MCC) 2,40 A
 Main W. resist. at 25°C 8,40 Ω
 Start W. resist. at 25°C 17,30 Ω

NOMINAL PERFORMANCE

Cooling Capacity	412 W
COP	1,41 W/W
EER	1,21 kCal/Wh
Input Power	293 W
Current	1,89 A

ASHRAE

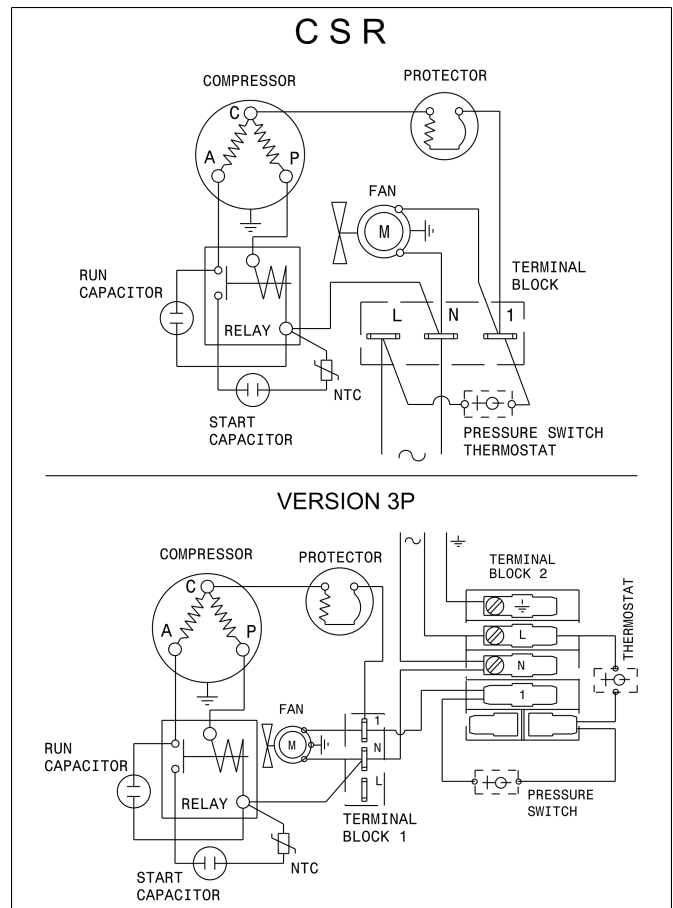
TEST CYCLE CONDITIONS

	LBP
Evaporating temp. (T _e)	-23,3 °C
Condensing temp. (T _c)	55,0 °C
Liquid temp. (T _{liq.})	32,0 °C
Ambient temp. (T _{amb.})	32,0 °C
Suction temp. (T _{suction})	32,0 °C
Voltage/Frequency	220 V 50 Hz

CONDENSER AND FAN DATA

Condenser type	CU-AL
Condenser model	8T 4R
Fan blade (Ø mm / °)	200 / 28
Fan motor	5W 230V 50/60Hz

WIRING DIAGRAM



REFRIGERATION CAPACITY (W) Evaporating Temperature (°C)

Model	Motor	-40	-35	-30	-25	-23.3			-10
						W	Winp	A	
CNLY90LAb_N	CSR	220	290	321	402	412	293	1.89	638

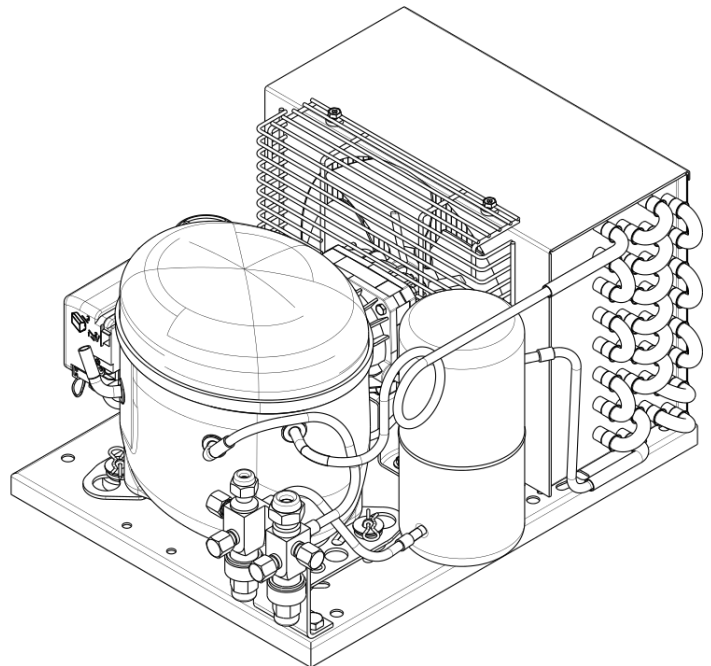
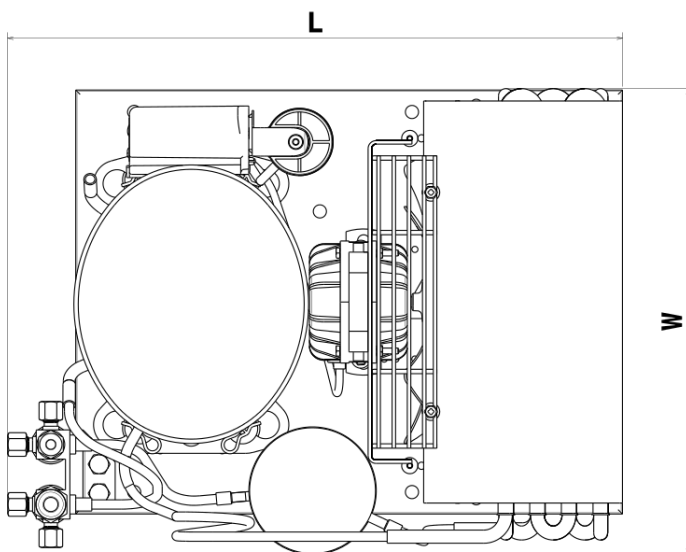
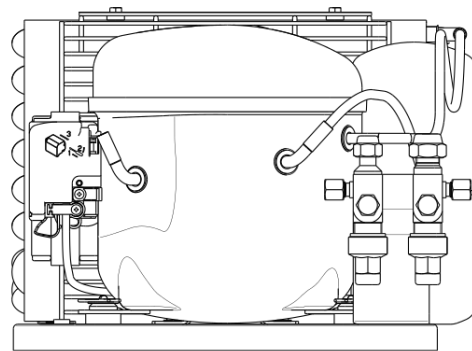
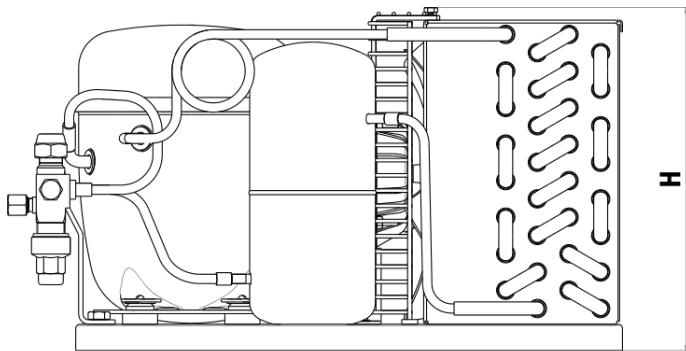
ASHRAE LBP: Condensing temperature: 55°C, Liquid temperature: 32°C, Suction temperature: 32°C, Ambient temperature: 32°C

Condensing Unit Technical Data Sheet

VERSIONS

VERSION 1	VERSION 2	VERSION 3	VERSION 3P	VERSION 4
Tube	Service valve	Service valve and receiver	Service valve, receiver, pressure switch	Schrader valve on the service port
Suction tube internal diam.: 6,5 mm Discharge tube internal diam.: 4,9 mm Net Weight: 18,4 Kg	Suction valve: 3/8" Discharge valve: 1/4" Net Weight: 18,9 Kg	Receiver vol.: 0,9 l Suction valve: 3/8" Discharge valve: 1/4" Net Weight: 19,2 Kg	Receiver vol.: 0,9 l Suction valve: 3/8" Discharge valve: 1/4" Net Weight: 20,3 Kg	Suction tube internal diam.: 6,5 mm Discharge tube internal diam.: 4,9 mm Net Weight: 18,4 Kg

DIMENSIONS (Version 3 drawing)



VERSION 1-4 (WxLxH) (mm)	VERSION 2 (WxLxH) (mm)	VERSION 3 (WxLxH) (mm)	VERSION 3P (WxLxH) (mm)
315x385x235	315x425x235	320x425x235	330x435x245